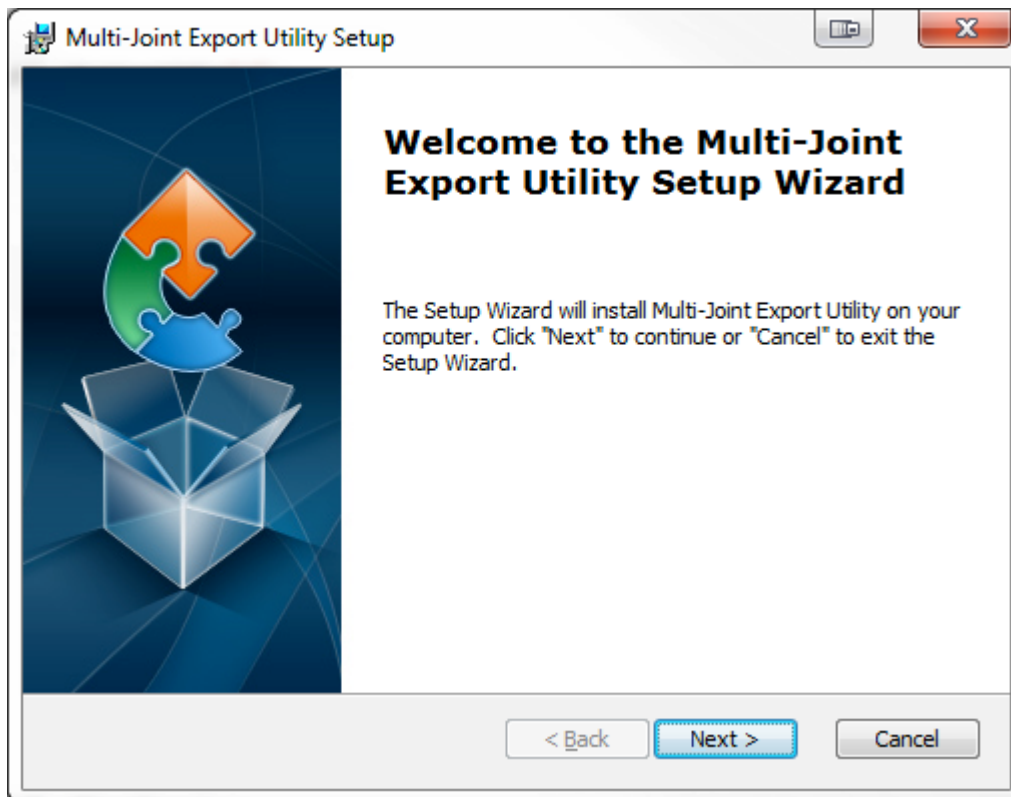


DOWNLOAD INSTRUCTIONS

Multi-Joint Export Utility Software V1.004

For Biodex Multi-Joint Systems 3 & 4

830-000
835-000
840-000
850-000



BIODEX

Biodex Medical Systems, Inc.

20 Ramsey Road, Shirley, New York, 11967-4704, Tel: 800-224-6339 (Int'l 631-924-9000), Fax: 631-924-9338, Email: info@biodex.com, www.biodex.com

This manual covers download procedures for the following software:

830-000	System 3 QUICK-SET
835-000	System 3 PRO
840-000	System 4 QUICK-SET
850-000	System 4 PRO

Requirements to download software Microsoft.NET Framework (version 2.0 or above)

Installation of .NET Framework (version 2.0 or above) is required for the Multi-Joint Export Utility Software to function properly. If .NET framework is not available, the following message may occur:

“A fatal error occurred.... reinstall the .NET framework” or “.NET initialization error.”



Need Help?

Contact Biodex Software Support
1-800-224-6339 ext 2120, or
softwaresupport@biodex.com

Download Instructions

For Multi-Joint Export Utility Software

On the Biodex website, on the Physical Medicine section, navigate to the 'Software Updates' page under 'Products' in the left navigation bar, and select Multi-Joint Export Utility Software. This will bring up the page with a "download" button (See Figure 1). Follow the steps below:


The screenshot displays the Biodex website interface. At the top, there is a navigation bar with the Biodex logo, a 'TRANSLATE' button with flags for French, German, and Chinese, a 'Subscribe To Biodex >>' button, and a search bar. Below this is a secondary navigation bar with tabs for 'Physical Medicine', 'Nuclear Medicine', 'Medical Imaging', 'About Us', 'Support', and 'Contact Us'. The breadcrumb trail reads: 'Home / Physical Medicine / Products / Software Updates / Multi-Joint Export Utility Software'. The left sidebar contains a 'Physical Medicine' menu with categories like 'Products', 'Software Updates', 'Programs', 'Applications', 'Blog', 'Events Calendar', 'Education & Training', 'In The News', and 'Press Releases'. The 'Software Updates' section is expanded, listing various software versions, with 'Multi-Joint Export Utility Software' selected. The main content area features a large image of a person using a Biodex exercise machine, a '+ zoom' button, and the heading 'Multi-Joint Export Utility Software'. Below the image, there are tabs for 'Software' and 'Manuals', and a 'download' button. A section titled 'Complimentary Software' explains that the software provides a means to export data from tests in an Advantage database. An 'Instructions' section states that users should click the manuals tab for download instructions and the User's Guide. At the bottom, there is a box for 'Optional program downloads, if required:', which includes a link for 'Microsoft .NET Framework 2.0'. On the right side of the page, there is a contact information box with the phone number '1-800-224-6339', a 'Request Information >>' button, a 'Request a Quote >>' button, a 'View Catalog' button with a book icon, and a 'SENIORREHAB Balance & Mobility' logo with the website 'www.biodexseniorehab.com'.

Figure 1. Multi-Joint Export Utility Software Download screen


How to Download:

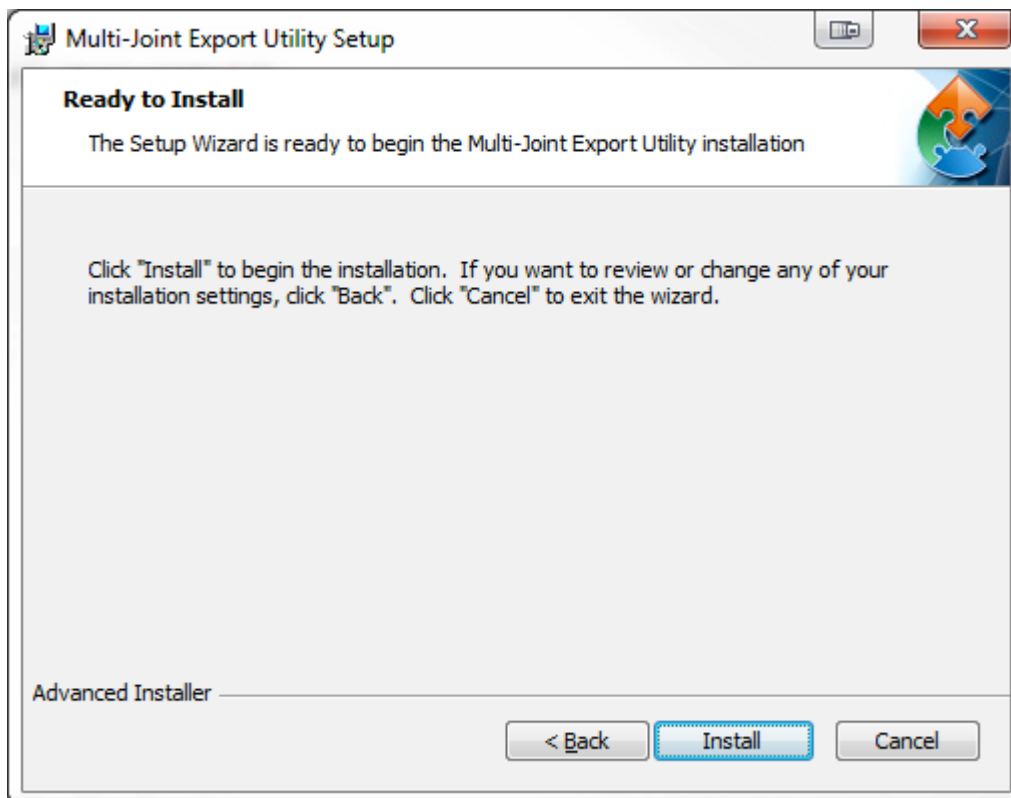
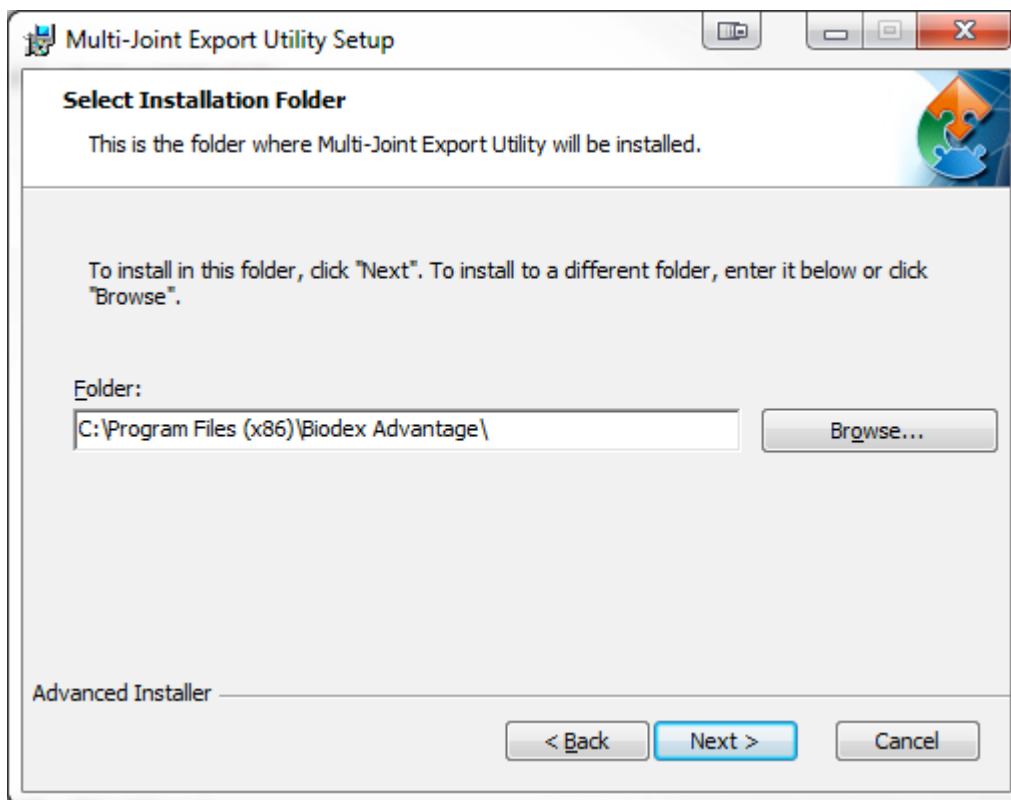
NOTE: The screenshots used in this document are for users using Internet Explorer 10 or 11. By using other browsers you may see a slightly different download and installation process.

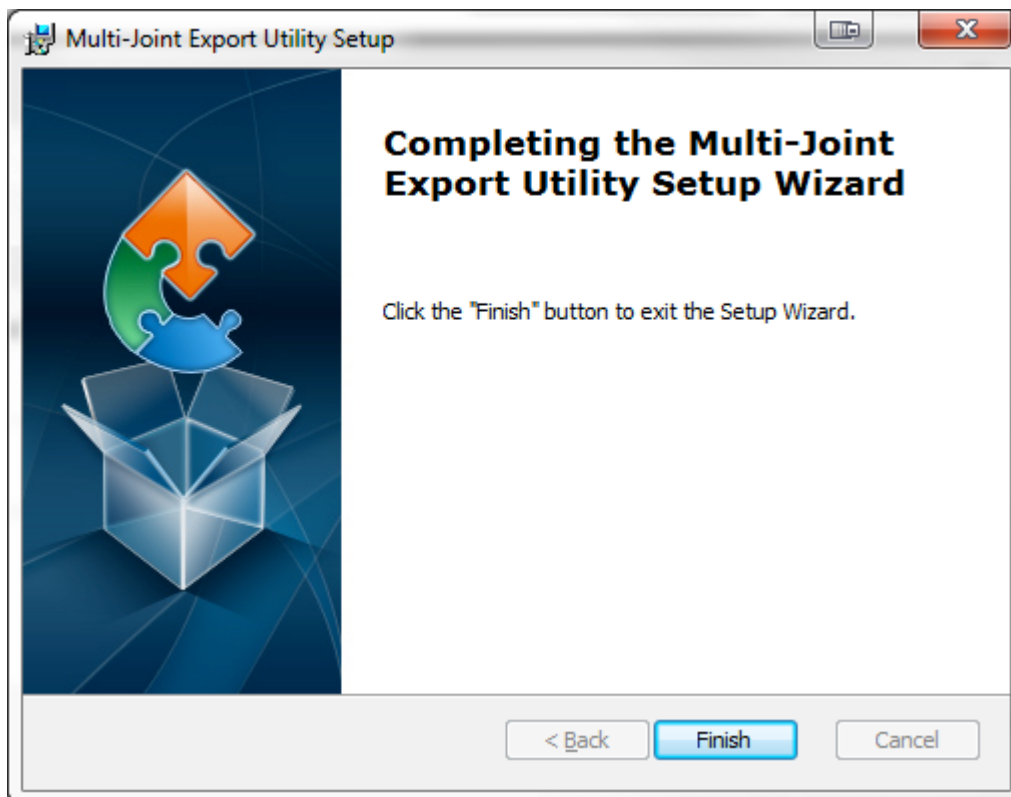
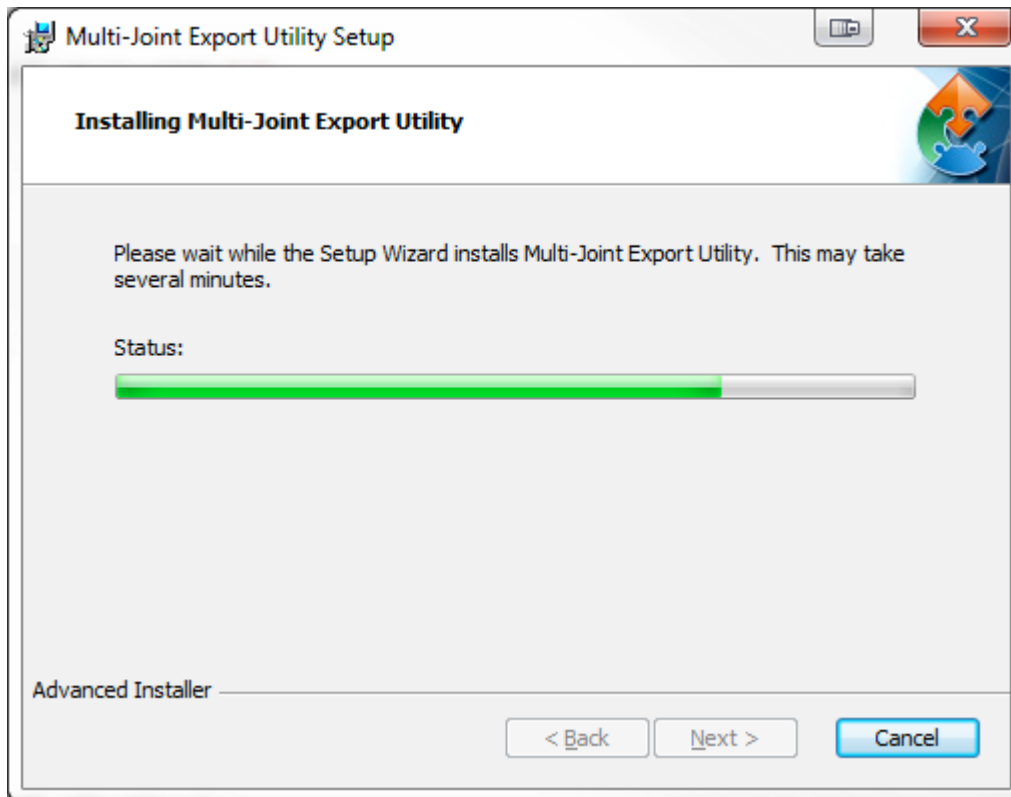
1. Click on the “download” button to download the software.
2. At the bottom of the browser, a small pop-up bar will appear. Click on the “Save” button.



3. Once the download is complete, click on “Open Folder” or go to the “Downloads” folder on your computer.
4. Double click on the file that was just downloaded. It will start the installation of the software. Follow the on-screen instruction to complete the installation.







BIODEX

Biodex Medical Systems, Inc.

20 Ramsey Road, Shirley, New York, 11967-4704, Tel: 800-224-6339 (*Int'l 631-924-9000*), Fax: 631-924-9338, Email: info@biodex.com, www.biodex.com